

INDEPENDENT TESTING SERVICES LIMITED

Testing & Inspection Services to the Civil Engineering Industry

7th March 2016

Our Reference: RM/JV2312/10

L&M Keating
Kilmihill
Co. Clare

Independent Testing Services Limited
5, Main Street
Portarlinton
Co. Laois
Registered in Ireland, No. 368795

Tel: +353(0)57 8642810
Fax: +353(0)57 8642786
Mobile: +353(0)87 9012442

By E-Mail: Rory.Hally@lmkeating.ie

No. of pages: 1

For the attention of Mr. Rory Hally

Vibration Monitoring – Grangegorman Primary Care Centre, Dublin 7.

Dear Rory,


Following our recent visits to the above mentioned site dated 15th February & 4th March 2016, please find attached 2 no. event report sheets relating to the vibrations recorded since the seismographs were previously downloaded on 3rd February 2016. (Seismograph serial Nos. BE10138 & BE10139).

Seismograph serial No. BE10138 is situated at Monitoring Station No. 1 which is located to the left side of the gate looking out onto Grangegorman Upper.

Seismograph serial No. BE10139 was situated at Monitoring Station No. 2 which was located to the right side of the gate looking out onto Grangegorman Upper. This monitor was off hired and removed from site on 15th February 2016.

If you have any queries please feel free to contact us.

Yours sincerely,



Ray Meredith
For and on behalf of Independent Testing Services Limited

Histogram Start Time 12:00:55 February 3, 2016
Histogram Finish Time 09:35:55 February 29, 2016
Number of Intervals 7459 at 5 minutes
Range Geo :254 mm/s
Sample Rate 1024sps

Serial Number BE10138 V 10.60-8.17 MiniMate Plus
Battery Level 5.7 Volts (Battery Very Low)
Calibration March 12, 2015 by E.M
File Name L138G84P.DJ0

Notes

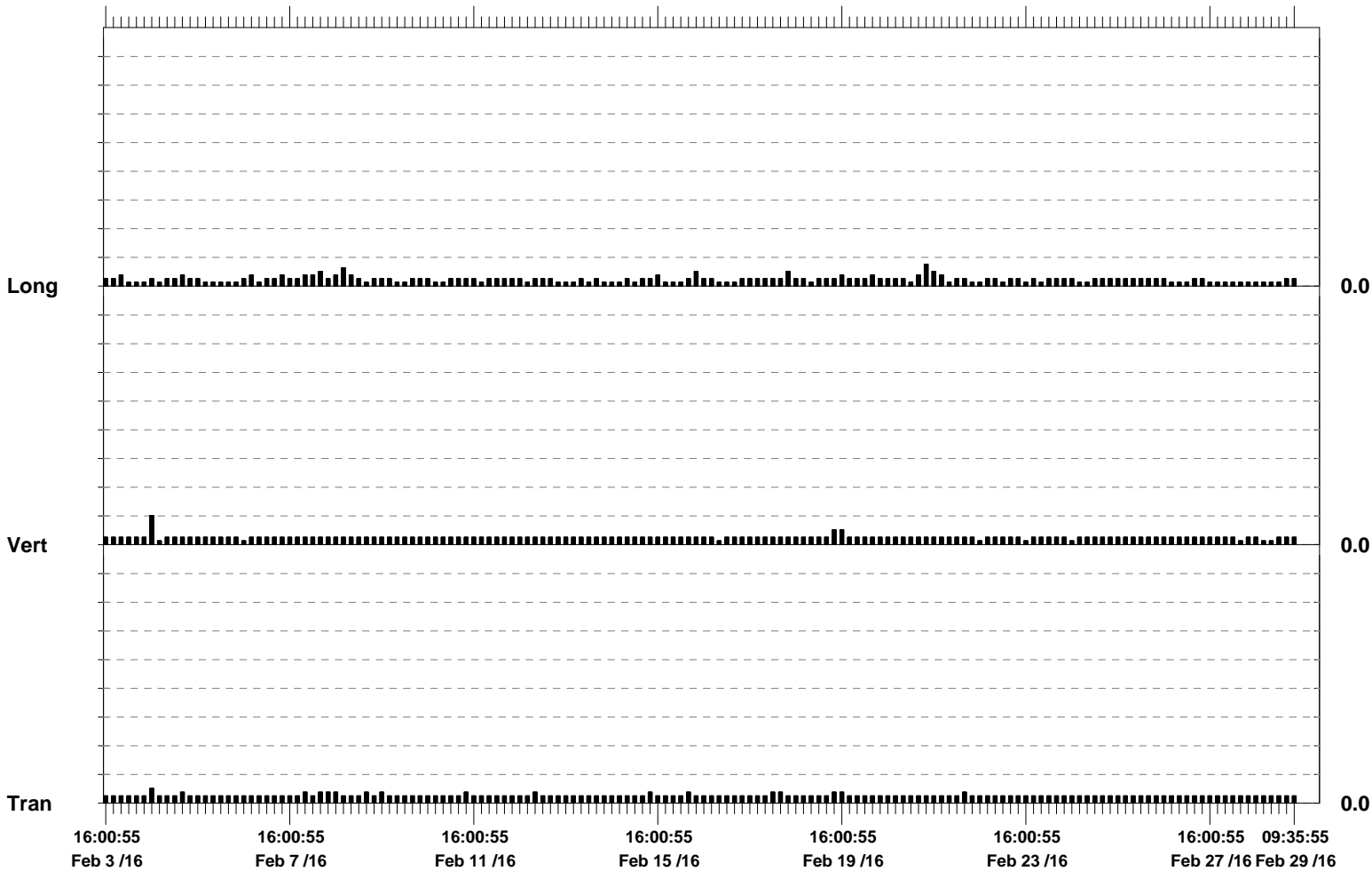
Post Event Notes

	Tran	Vert	Long	
PPV	0.508	1.02	0.762	mm/s
ZC Freq	34	37	8.7	Hz
Date	Feb 4 /16	Feb 4 /16	Feb 21 /16	
Time	12:25:55	12:25:55	08:45:55	
Sensorcheck	Passed	Passed	Passed	

Peak Vector Sum 1.11 mm/s on February 4, 2016 at 12:25:55

Monitor Log

Feb 3 /16 12:00:55 Feb 29 /16 09:35:55 Event recorded. (Battery Low Exit)



Time Scale: 4 hours /div **Amplitude Scale:** Geo: 1.000 mm/s/div

Histogram Start Time 12:06:03 February 3, 2016
Histogram Finish Time 07:25:26 February 15, 2016
Number of Intervals 3399 at 5 minutes
Range Geo :254 mm/s
Sample Rate 1024sps

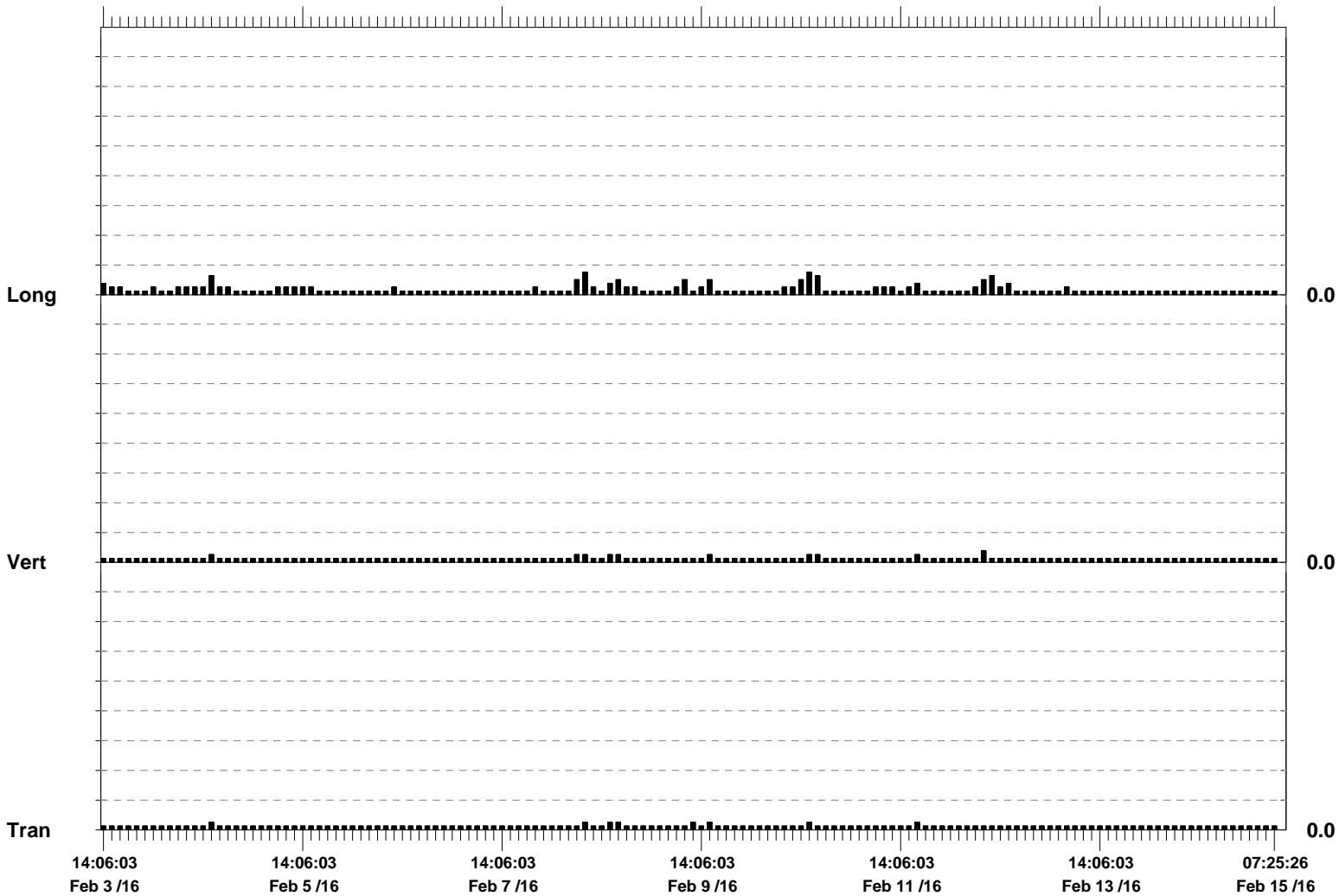
Serial Number BE10139 V 10.60-8.17 MiniMate Plus
Battery Level 7.0 Volts
Calibration March 12, 2015 by E.M
File Name L139G84P.M30

Notes

Post Event Notes

	Tran	Vert	Long	
PPV	0.254	0.381	0.762	mm/s
ZC Freq	>100	57	12	Hz
Date	Feb 4 /16	Feb 12 /16	Feb 8 /16	
Time	16:06:03	08:51:03	08:26:03	
Sensorcheck	Passed	Passed	Passed	

Peak Vector Sum 0.783 mm/s on February 8, 2016 at 08:31:03



Time Scale: 2 hours /div **Amplitude Scale:** Geo: 1.000 mm/s/div