

---

**REPORT ON NOISE MONITORING**

**AT**

**GRANGEGORMAN CAMPUS CENTRAL & EAST QUAD,**

**DUBLIN 7**

---

**INTERIM NOISE REPORT 19-01: 1<sup>st</sup> to 29<sup>th</sup> March 2019.**

**Prepared by:**

Glenside Environmental  
Unit 18 Great Island Industrial Estate  
Ballincollig,  
Cork

**Prepared for:**

Sisk FCC GG PPP Joint Venture  
Wilton Works  
Naas Road  
Clondalkin  
Dublin 22

---

**TABLE OF CONTENTS**

---

<b>1.0</b>	<b>INTRODUCTION.....</b>	<b>3</b>
<b>2.0</b>	<b>NOISE MEASUREMENT SURVEY.....</b>	<b>3</b>
<b>3.0</b>	<b>RESULTS .....</b>	<b>3</b>
<b>4.0</b>	<b>CONCLUSIONS .....</b>	<b>3</b>

## **1.0 INTRODUCTION**

Glenside Environmental were commissioned by Sisk FCC GG PPP Joint Venture, to conduct noise monitoring during site development works at Grangegorman Campus Central & East Quad Dublin 7. This report presents the results of noise monitoring at 2 locations; Location A East Quad West Boundary Wall and Location B Grangegorman Upper, from 1<sup>st</sup> to 29<sup>th</sup> March 2019. The locations are illustrated on Figure 1.

## **2.0 Noise Measurement Survey**

A continuous environmental noise monitoring survey was conducted by installing 2 no. data logging noise monitors at sensitive locations adjacent the works at the site.

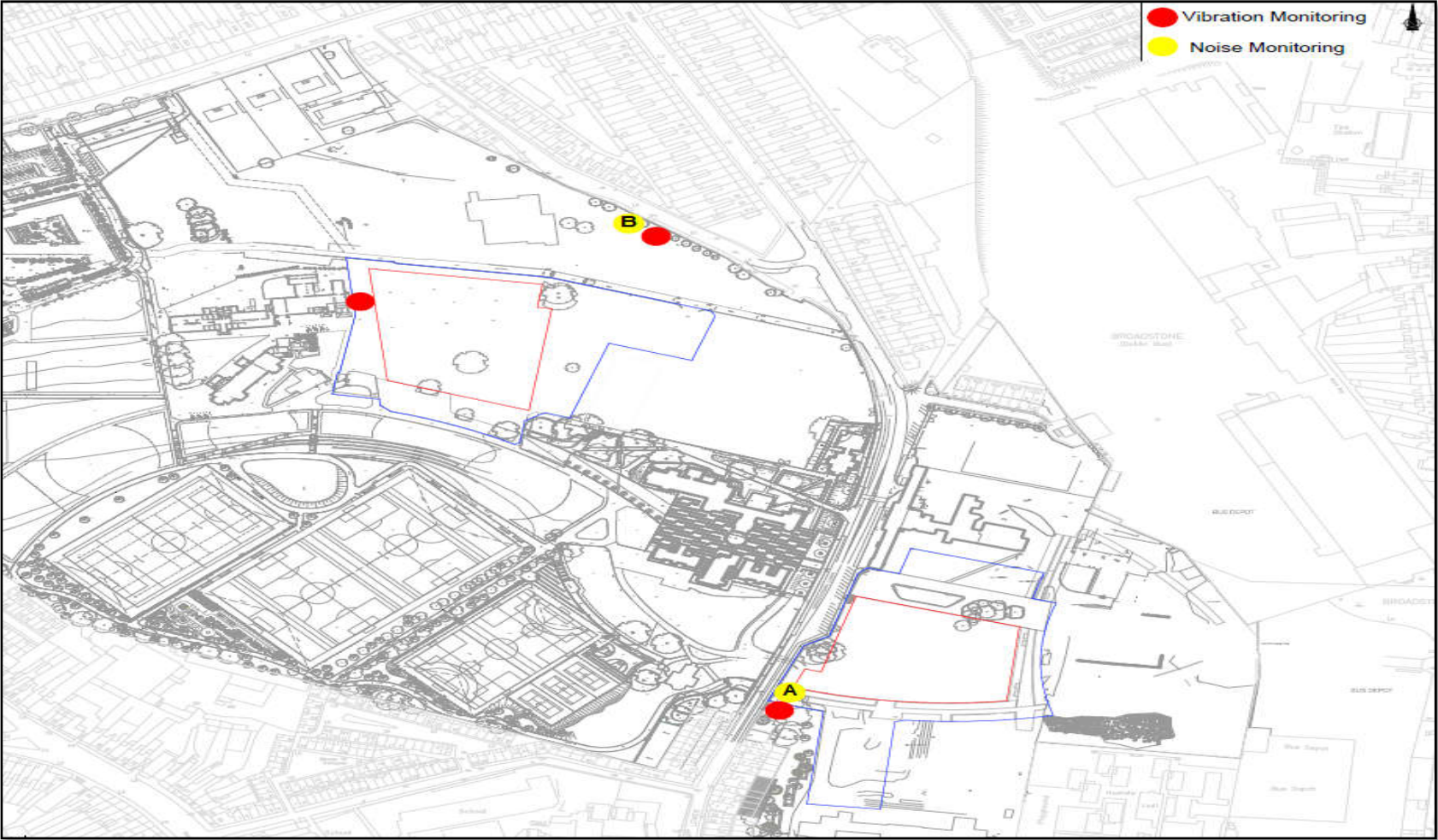
## **3.0 Results**

Results of the noise monitoring are presented in Graphs 1 to 4 and the location of the monitoring positions are shown in Figure 1.

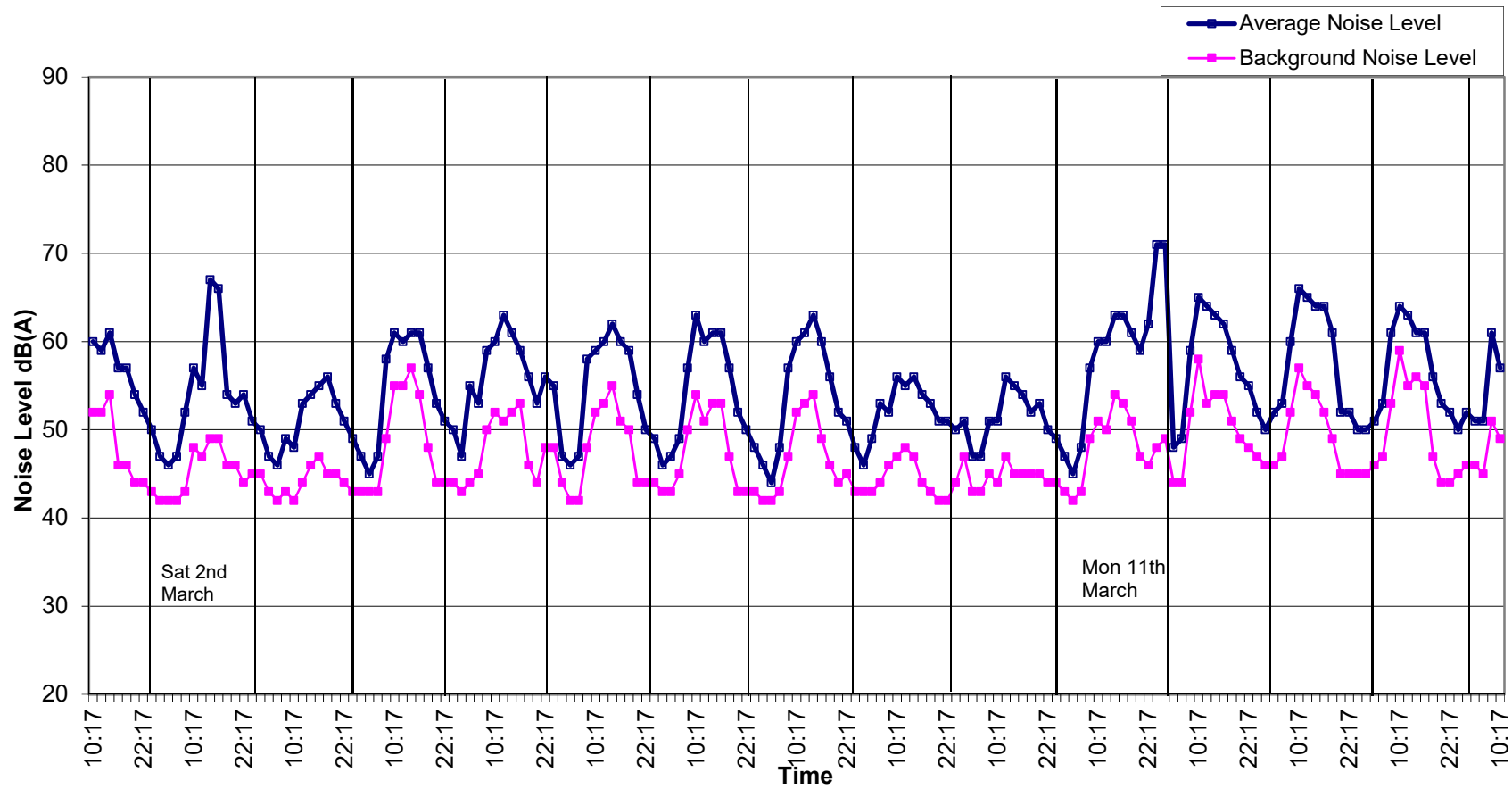
## **4.0 CONCLUSIONS**

The graphs below specify the continuous noise levels at the monitoring locations A, B, during the reporting period 1<sup>st</sup> to 29<sup>th</sup> March 2019.

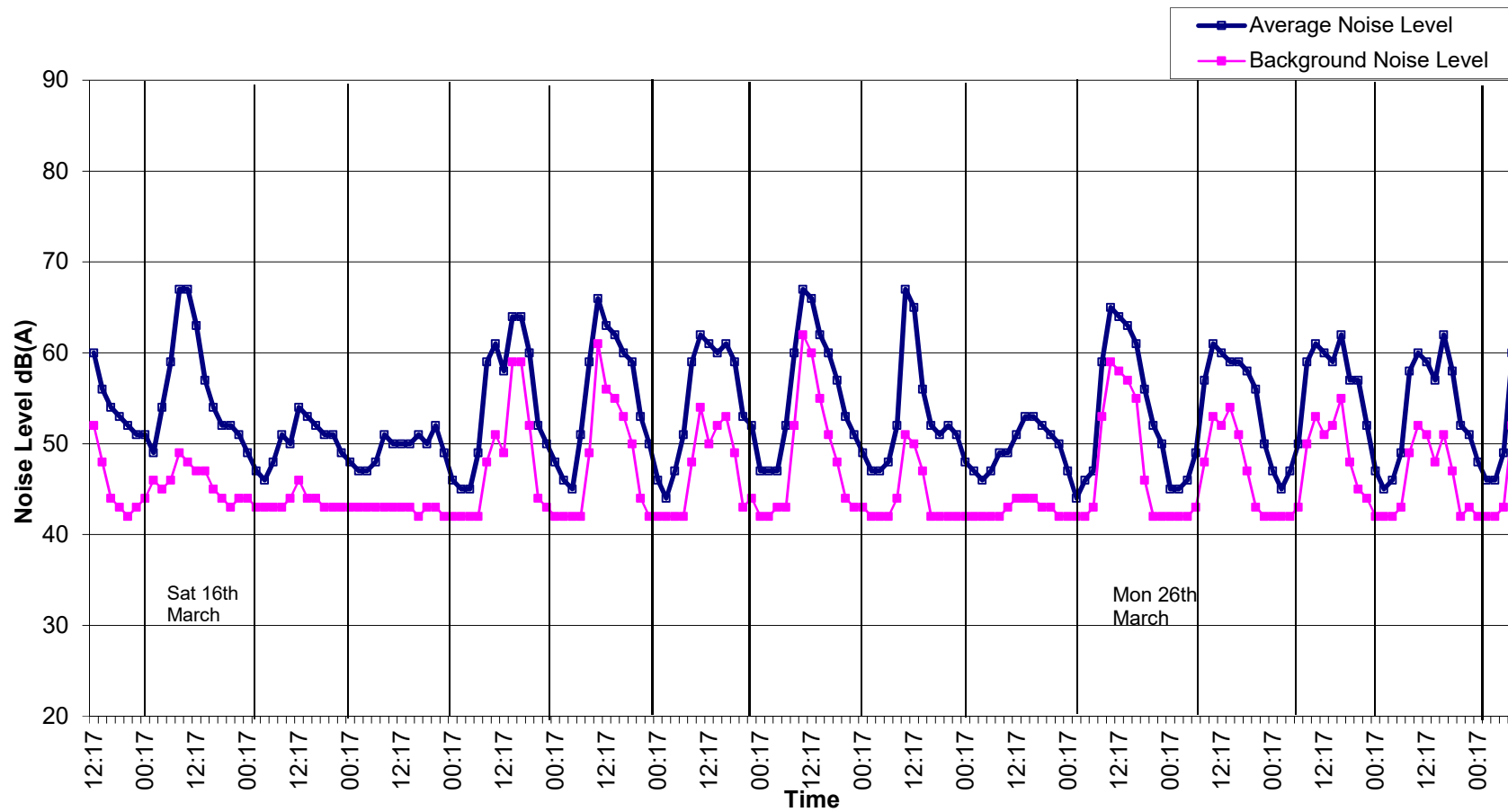
Figure 1: Noise Monitoring Locations



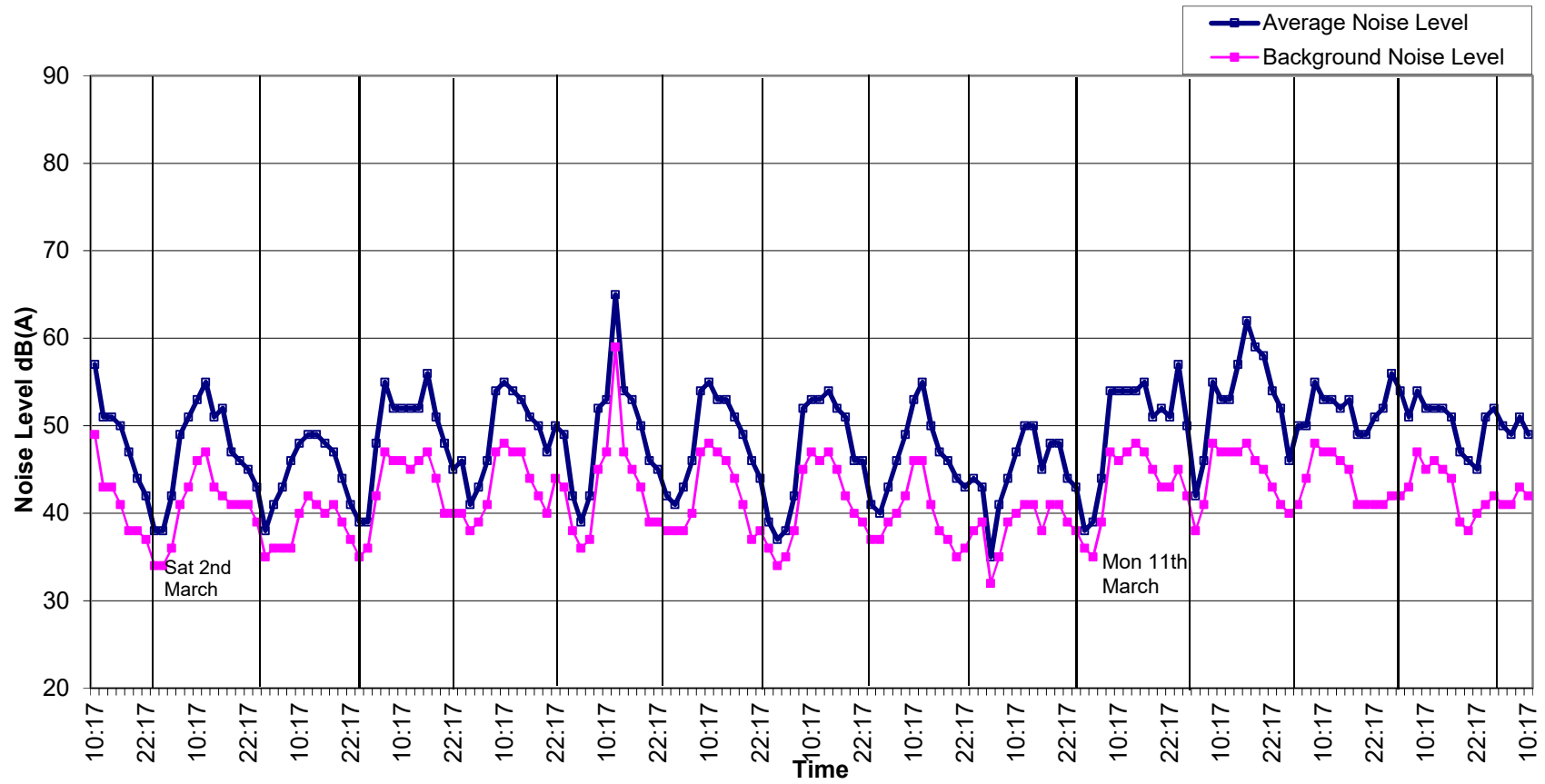
Graph 1: Noise Levels at Location A East Quad West Boundary Wall from 1<sup>st</sup> to 15<sup>th</sup> March 2019.



Graph 2: Noise Levels at Location A East Quad West Boundary Wall from 15<sup>th</sup> to 29<sup>th</sup> March 2019.



Graph 3: Noise Levels at Location B Grangegorman Upper from 1<sup>st</sup> to 15<sup>th</sup> March 2019.



Graph 4: Noise Levels at Location B Grangegorman Upper from 15<sup>st</sup> to 29<sup>th</sup> March 2019.

