

# INDEPENDENT TESTING SERVICES LIMITED

*Testing & Inspection Services to the Civil Engineering Industry*

5<sup>th</sup> October 2015

Our Reference: RM/JV2312/5

L&M Keating  
Kilmihill  
Co. Clare

Independent Testing Services Limited  
5, Main Street  
Portarlinton  
Co. Laois  
Registered in Ireland, No. 368795

Tel: +353(0)57 8642810  
Fax: +353(0)57 8642786  
Mobile: +353(0)87 9012442

**By E-Mail: [Rory.Hally@lmkeating.ie](mailto:Rory.Hally@lmkeating.ie)**

**No. of pages: 1**

**For the attention of Mr. Rory Hally**

**Vibration Monitoring – Grangegorman Primary Care Centre, Dublin 7.**

Dear Rory,


Following our recent visit to the above mentioned site dated 5<sup>th</sup> October 2015, please find attached 2 no. event report sheets relating to the vibrations recorded since the seismographs were previously downloaded on 4<sup>th</sup> September 2015. (Seismograph serial Nos. BE10138 & BE13341).

Seismograph serial No. BE10138 is situated at Monitoring Station No. 1 which is located to the left side of the gate looking out onto Grangegorman Upper.

Seismograph serial No. BE13341 is situated at Monitoring Station No. 2 which is located to the right side of the gate looking out onto Grangegorman Upper.

If you have any queries please feel free to contact us.

Yours sincerely,



Ray Meredith

For and on behalf of Independent Testing Services Limited

**Histogram Start Time** 10:58:57 September 4, 2015  
**Histogram Finish Time** 08:28:53 October 5, 2015  
**Number of Intervals** 8897 at 5 minutes  
**Range** Geo :254 mm/s  
**Sample Rate** 1024sps

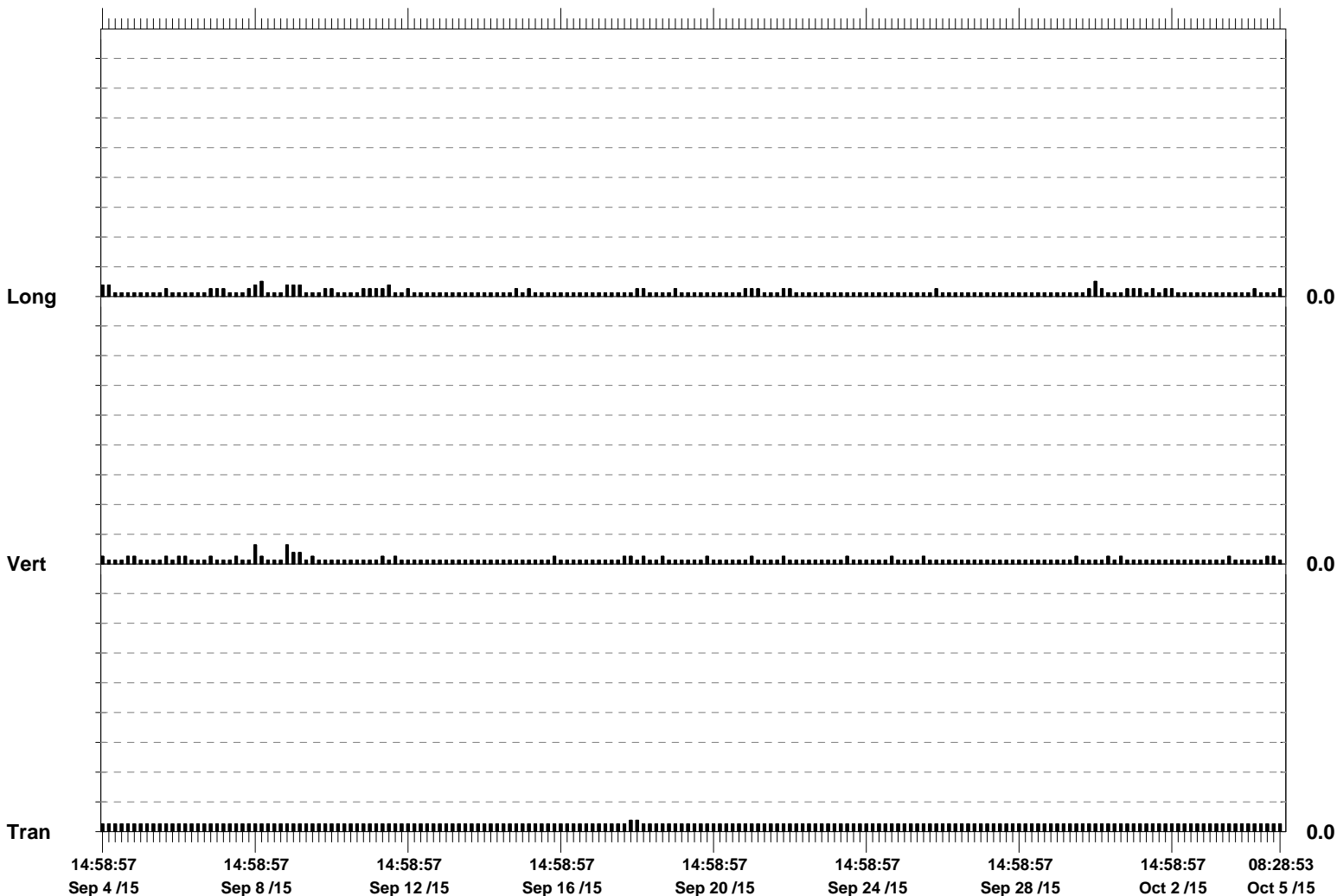
**Serial Number** BE10138 V 10.60-8.17 MiniMate Plus  
**Battery Level** 6.9 Volts  
**Calibration** March 12, 2015 by E.M  
**File Name** L138G0B5.690

**Notes**

**Post Event Notes**

	Tran	Vert	Long	
PPV	0.381	0.635	0.508	mm/s
ZC Freq	47	47	30	Hz
Date	Sep 18 /15	Sep 8 /15	Sep 8 /15	
Time	10:58:57	14:18:57	15:53:57	
Sensorcheck	Passed	Passed	Passed	

**Peak Vector Sum** 0.696 mm/s on September 9, 2015 at 10:58:57



**Time Scale:** 4 hours /div **Amplitude Scale:** Geo: 1.000 mm/s/div

**Histogram Start Time** 11:17:29 September 4, 2015  
**Histogram Finish Time** 08:33:18 October 5, 2015  
**Number of Intervals** 8895 at 5 minutes  
**Range** Geo :254 mm/s  
**Sample Rate** 1024sps

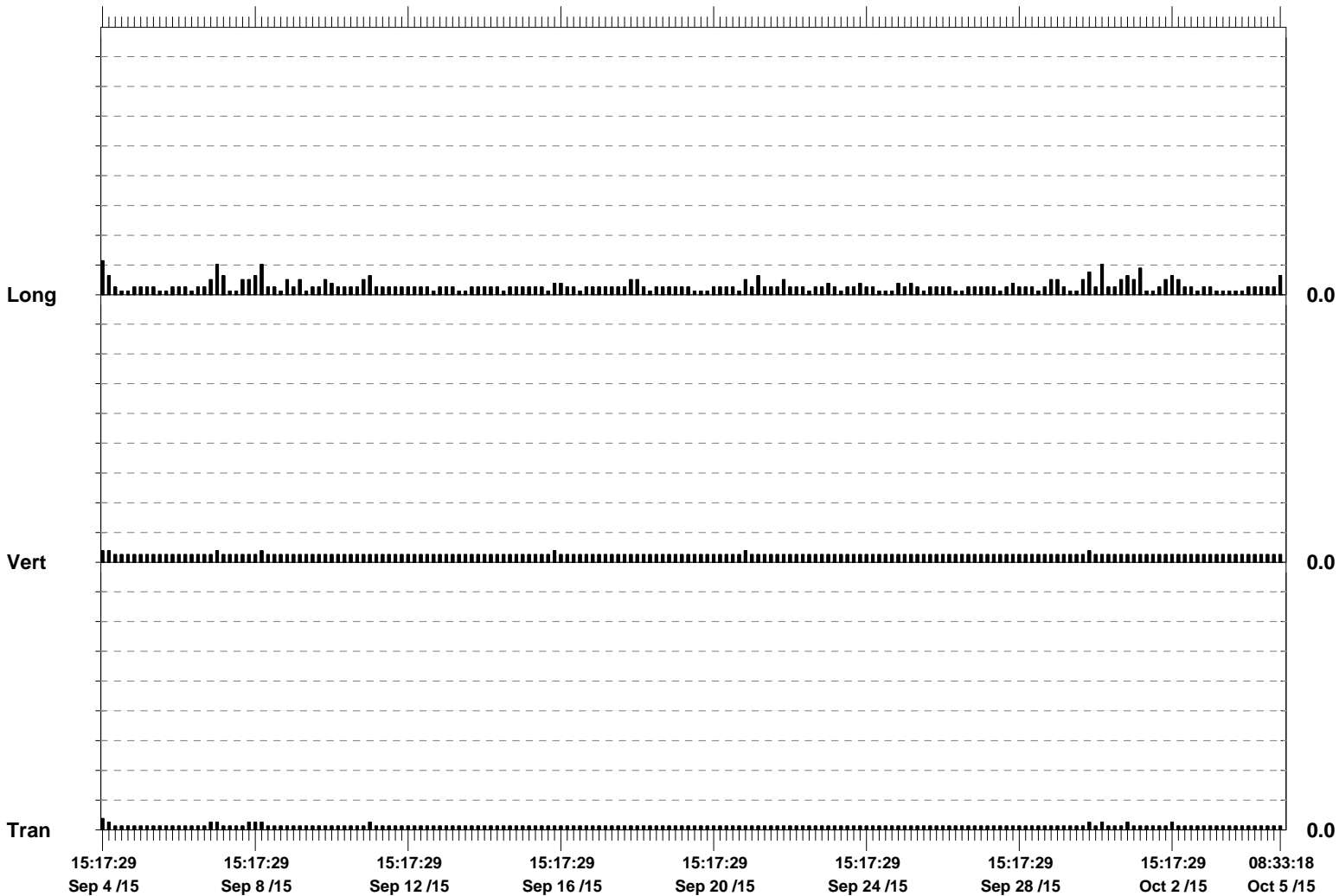
**Serial Number** BE13341 V 10.40-8.17 MiniMate Plus  
**Battery Level** 6.9 Volts  
**Calibration** September 4, 2014 by E.M  
**File Name** O341G0B6.150

### Notes

### Post Event Notes

	Tran	Vert	Long	
PPV	0.381	0.381	1.14	mm/s
ZC Freq	30	32	12	Hz
Date	Sep 4 /15	Sep 4 /15	Sep 4 /15	
Time	11:27:29	11:27:29	11:22:29	
Sensorcheck	Passed	Passed	Passed	

**Peak Vector Sum** 1.16 mm/s on September 4, 2015 at 11:27:29



**Time Scale:** 4 hours /div **Amplitude Scale:** Geo: 1.000 mm/s/div